

Krakow in numbers 2018

Krakow 2019

The folder includes the most important data about the City of Krakow in 2018. The expansion of the presented issues is included in the Report on the State of the Municipality and in the Report Krakow.

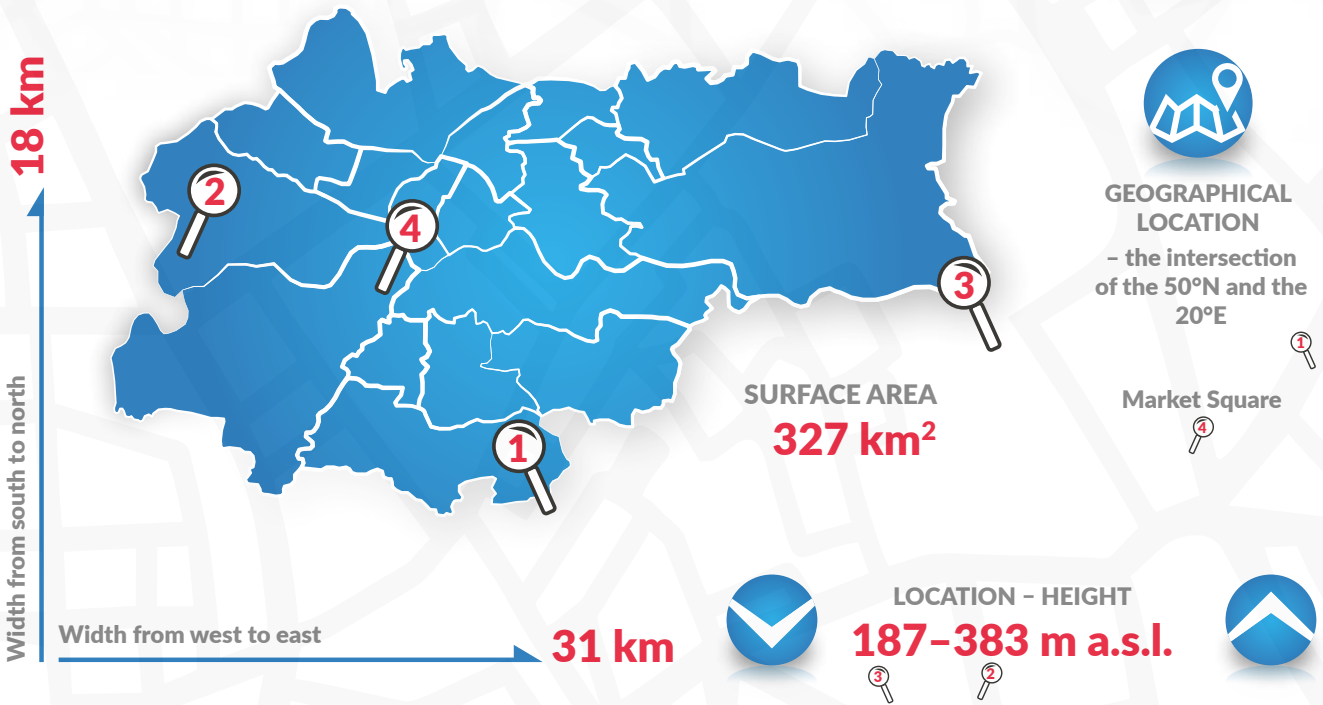
Krakow in numbers 2018

I. Krakow and Krakow residents.....	1
II. City government.....	2
III. Education.....	3
IV. Higher education.....	3
V. Economy.....	5
VI. Tourism.....	8
VII. Culture and national heritage.....	9
VIII. Transport.....	11
IX. Municipal services.....	13
X. Environmental protection and shaping.....	14
XI. Housing.....	15
XII. Sports and recreation.....	15
XIII. Health / Social assistance.....	16
XIV. Public security.....	17
XV. Spatial planning and architecture.....	18
XVI. Administration.....	19
XVII. Properties and budget.....	21

We encourage you to familiarise yourself with the other statistical publications relating to Krakow available on www.krakow.pl in the “Business” section / Krakow in Numbers.

Sources: Departments of the City of Krakow, Municipal Organizational Units, Statistical Office in Krakow, Krakow Technology Park sp. o.o., Knight Frank

Krakov and Krakow residents



771,069 RESIDENTS



WOMEN

411,204



MEN

359,865



POPULATION DENSITY

2,358 persons/km²



9,410

Births



7,835

Deaths



1,575

Natural increase of population



4,131

Migration balance

130,366

pre-working age

459,543

working age

302,698 **156,845**

mobile

immobile

181,160

post-working age



Local elections for the 8th term

OCTOBER / NOVEMBER 2018

ELIGIBLE
580,759

I ROUND
58.4%

TURNOUT

II ROUND
55.3%

MAYOR OF THE CITY OF KRAKOW AND DEPUTY MAYORS OF THE CITY OF KRAKOW - 8TH TERM

Mayor of the City of Krakow

Jacek Majchrowski

DEPUTY MAYORS: Andrzej Kulig, Jerzy Muzyk, Bogusław Kośmider, Anna Korfel-Jasińska

KRAKOW CITY COUNCIL - 8TH TERM

43 councillors

CHAIRMAN

Dominik Jaśkowiec

VICE-CHAIRMEN: Michał Drewnicki, Sławomir Pietrzyk, Łukasz Wantuch

NUMBER OF SESSIONS IN 2018¹

27

NUMBER OF RESOLUTIONS ADOPTED IN 2018¹

738






¹ total in the 7th and 8th terms of the KCC

ACTIVITY OF THE MAYOR OF THE CITY OF KRAKOW

	2016	2017	2018
Regulations issued by the Mayor of the City of Krakow	3,675	3,675	3,551
Projects and events under the honorary patronage of the Mayor	364	356	406
Number of presidential meetings (with investors, third parties, citizens, etc.) and formal celebrations	4,284	4,367	4,676

III

Education

		Facilities	Children/Students
Nurseries		254	8,815
Kindergartens		405	32,020
Primary schools		181	53,703
Gymnasium schools and schools with gymnasium branches		107	6,221
Upper secondary / post-primary schools		184	41,354

IV

Higher education



23

COLLEGES AND UNIVERSITIES



151 thousand

STUDENTS



39 thousand

GRADUATES



HIGHER EDUCATION FACILITIES IN KRAKOW

Universities and colleges in Krakow, including	23
public high schools	10
private high schools	13
Number of students in total, including:	150,891
number of full-time students	102,236
number of part-time students	32,733
number of post-graduate students and PhD students	15,922
Number of graduates, including:	47,301
number of graduates of full-time and part-time studies	39,160
number of graduates of post-graduate and PhD studies	8,141
Persons who obtained a doctoral degree at doctoral studies ¹	723
Foreign students	8,202
Foreign graduates	1,793
Number of academics, including:	11,833
full professors	794

¹ number of all persons who have obtained a degree, including those outside the doctoral program

STUDENTS, GRADUATES¹

	Students	Graduates
Public higher education facilities in total	113,950	34,596
Jagiellonian University	36,902	8,083
Stanisław Staszic AGH University of Science and Technology in Krakow	23,909	8,084
Krakow University of Economics	14,956	5,653
Tadeusz Kościuszko Krakow University of Technology	12,866	4,251
National Education Commission Pedagogical University of Krakow	11,655	3,915
Hugo Kołłątaj Agricultural University in Krakow	8,341	2,843
Bronisław Czech Academy of Physical Education	3,347	1,236
Jan Matejko Academy of Fine Arts	1,086	227
Academy of Music in Krakow	708	275
Stanisław Wyspiański Academy of Theatre Arts	180	29
Private higher education facilities in total	21,019	4,564
Frycz Modrzewski Krakow University	7,276	1,808
Ignatianum Academy in Krakow	3,171	566
School of Banking and Management	2,593	597
Pontifical University of John Paul II in Krakow	1,854	416
Krakow School of Health Promotion	1,672	410
School of Economy and Computer Science	1,375	156
Tischner European University	1,253	270
Higher School of Public and Private Security "Apeiron"	600	155
Private Academy of Sciences in Łódź – Faculty of Applied Sciences in Krakow	537	120
Higher School of Business in Dąbrowa Górnicza, Krakow Branch	518	21
Academy of Insurance	120	45
Bogdan Jański Academy, Krakow Branch	42	no data
Higher School of Tourism and Ecology in Sucha Beskidzka – Tourism Faculty in Krakow	8	no data
Public and private higher education facilities in total	134,969	39,160

¹ without post-graduate and PhD studies

V

Economy



GDP for Krakow (2016)
PLN 61,265 million



GDP per capita (2016)
PLN 80,353

NUMBER OF NATIONAL ECONOMY ENTITIES ACCORDING TO THEIR LEGAL FORM

	2016	2017	2018
Total, including:	134,514	138,515	140,500
co-operatives	415	410	252
state-owned enterprises	8	8	7
commercial companies, including:	26,848	29,089	27,644
limited liability companies	22,016	23,857	22,172
joint-stock companies	608	622	543
civil partnerships	12,307	12,242	12,195



Companies registered in the
National Business Registry
system

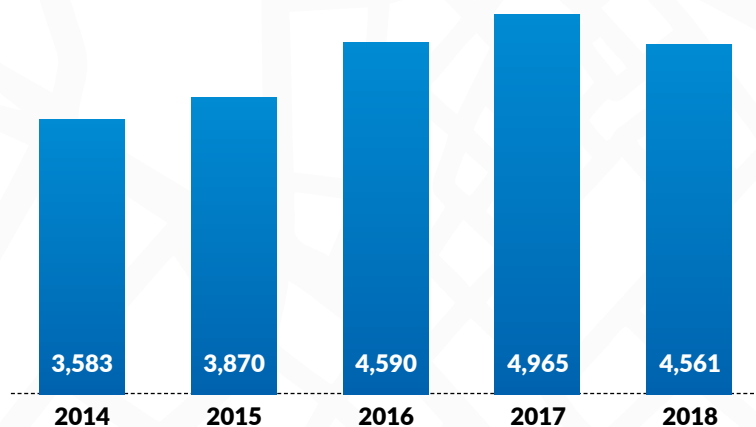
140.5 thousand



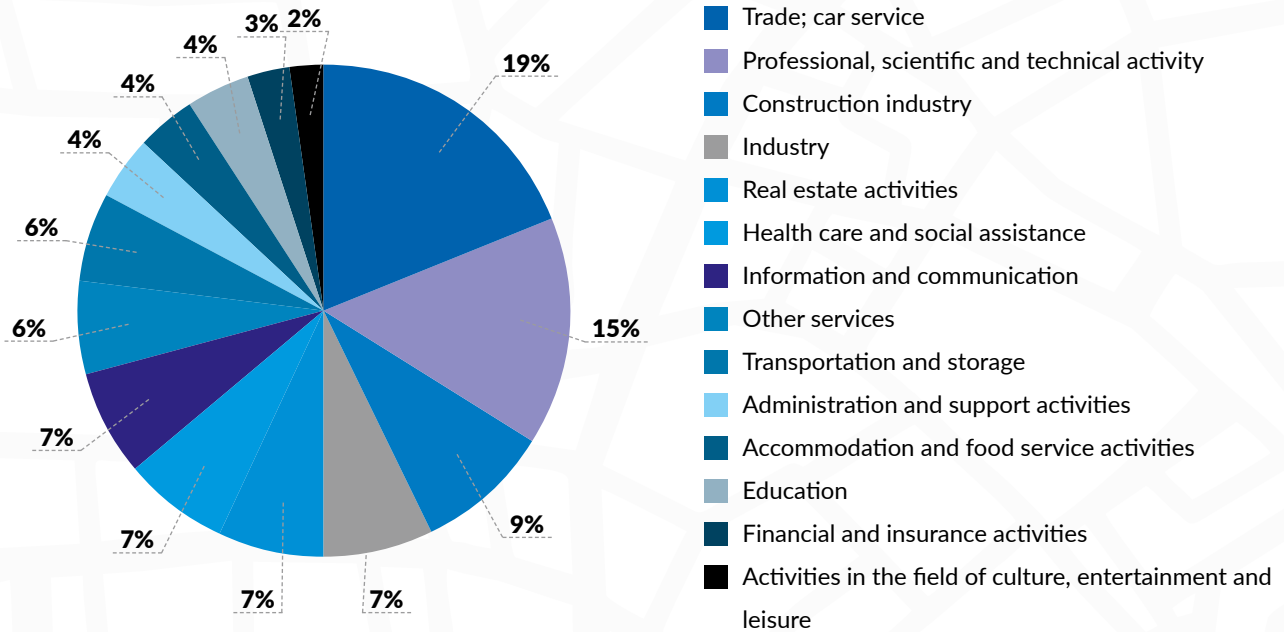
Sole traders (self-employed
persons) in 2018

87,852

NUMBER OF TRADING COMPANIES WITH FOREIGN CAPITAL



BUSINESS ENTITIES ACCORDING TO SELECTED PKD SECTIONS



INVESTMENT EXPENDITURE¹ (CURRENT PRICES, PLN THOUSANDS)

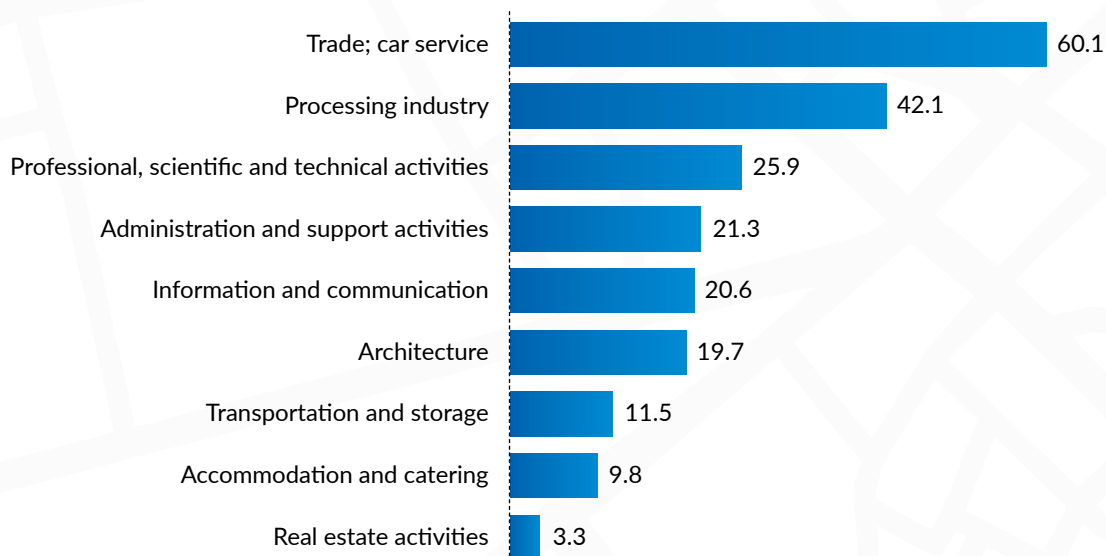
	I-XII 2016	I-XII 2017	I-XII 2018
Total, including fixed assets:	4,273,049	4,255,534	4,588,907
buildings and constructions	1,763,212	1,947,992	2,050,101
machines, technical devices and tools	2,164,370	1,913,499	2,076,140
means of transport	328,043	378,502	445,653

¹ the data refers to business entities (with registered office in Krakow) with more than 49 employees

232.2 thousand

EMPLOYEES IN TOTAL IN 2018

AVERAGE EMPLOYMENT ACCORDING TO SELECTED PKD SECTIONS (THOUSANDS)





REGISTERED
UNEMPLOYMENT RATE

2010

4.7%

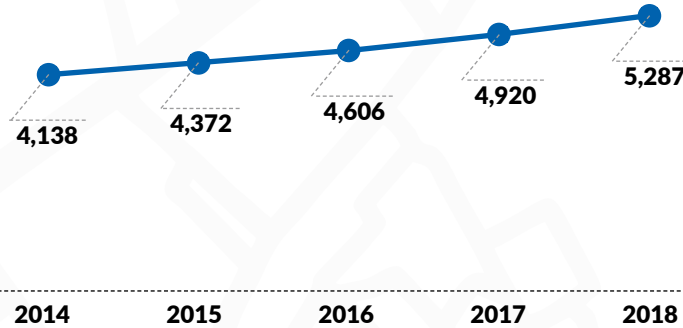
2017

2.8%

2018

2.4%

AVERAGE MONTHLY GROSS SALARY IN THE ENTERPRISE SECTOR (PLN)



SPECIAL ECONOMIC ZONE - KRAKOW TECHNOLOGY PARK (SEZ-KTP)

Subzones	Total area (ha)	Development area (ha)
Total area of the SEZ	949.6604	289.7508
Krakow, including:	87.9292	26.6996
Krakow Nowa Huta	10.4667	0
Krakow Podgórze	47.0535	11.0847
Krakow Śródmieście	30.409	15.6149
Employment (number of persons)		30,263
Number of permits issued for operations in the SEZ		265
Number of companies which have already begun their operations		179
Investment expenditure incurred (PLN billions)		4.19
Target size of investments, according to the business plan (PLN billions)		4.55

MODERN SURFACES IN 2018



Offices

1.26 million m²



Commercial

615,000 m²



Warehouses

480,000 m²



TOURISTS AND VISITORS

	2016	2017	2018
Total visitors, including:	12,150,000	12,900,000	13,500,000
foreign	2,900,000	3,050,000	3,100,000
Tourists (> 1 day) total, including:	8,500,000	9,100,000	9,650,000
foreign	2,650,000	2,800,000	2,850,000

ACCOMMODATION IN KRAKOW

873

Numbers of facilities

43,132

Numbers of beds

	*****	****	***	**	*	Out-of-host base
Hotels	14	48	88	18	5	700
Total accommodation	2 150	8 580	7 270	1 707	738	22 687


THE USE OF COLLECTIVE TOURIST ACCOMMODATION

	2016	2017	2018
Users in total, including:	2,277,582	2,389,414	2,513,799
foreign tourists	1,119,637	1,187,992	1,207,177



VII

Culture and national heritage



CULTURAL INSTITUTIONS IN KRAKOW ENTERED INTO THE REGISTERS OF LOCAL AND PROVINCIAL GOVERNMENTS

Institutions of culture	Institutions of the Municipality of Krakow	Institutions of the Marshal of the Malopolska Region
Theatres	<ul style="list-style-type: none"> • Ludowy Theatre • T. Boy-Żeleński Theatre "Bagatela" • "Grotteska" Theatre • "Łaźnia Nowa" Theatre • KTO Theatre • "Cracovia Danza" Court Ballet • Cracovian Variete Theatre 	<ul style="list-style-type: none"> • J. Slowacki Theatre in Krakow • Krakow Opera in Krakow • Krakow Theatre – STU Stage¹
Musical institutions	<ul style="list-style-type: none"> • Capella Cracoviensis • "Sinfonietta Cracovia" Orchestra of the Royal Capital City of Krakow 	<ul style="list-style-type: none"> • K. Szymanowski Philharmonic in Krakow
Houses and centers of culture	<ul style="list-style-type: none"> • Nowa Huta Cultural Centre • "Dworek Białooprądnicki" Cultural Centre • Cultural Centre of Podgórze • Krakow Culture Forum • Krakow-Nowa Huta Culture Centre • C. K. Norwid Cultural Centre • "Krakowiacy" Song and Dance Ensemble Cultural Centre • Culture Centre – Polish Song Library 	<ul style="list-style-type: none"> • Tadeusz Kantor CRICOTEKA Centre for the Documentation of Art of in Krakow • Institute of Culture in Krakow • Cogiteon Malopolska Science Centre in Krakow • John Paul II Institute of Intercultural Dialogue¹
Libraries	<ul style="list-style-type: none"> • Biblioteka Kraków Krakow Library 	<ul style="list-style-type: none"> • Provincial Public Library
Museums and galleries	<ul style="list-style-type: none"> • Historical Museum of the City of Krakow • W. Rzewuski Museum of History of Photography in Krakow • Museum of Municipal Engineering • MOCAM Museum of Contemporary Art in Krakow • Museum of the PRL (in organization) • "Bunkier Sztuki" Contemporary Art Gallery • General E. Fieldorf "Nil" Museum of the Home Army¹ 	<ul style="list-style-type: none"> • Archaeological Museum in Krakow • S. Udziela Ethnographic Museum in Krakow • Polish Aviation Museum in Krakow
Other	<ul style="list-style-type: none"> • Krakow Festival Office 	

¹ co-led by the Krakow City Office and the Malopolska Region



NUMBER OF PARTICIPANTS OF EVENTS ORGANIZED BY THE KRAKOW FESTIVAL OFFICE

2017
500,000

2018
628,100

FESTIVALS ORGANIZED BY THE KRAKOW FESTIVAL OFFICE

Name of event	Date	Number of participants ¹
<i>Opera Rara Festival</i>	January 18 – February 13	6,364
15. <i>Mysteria Paschalia Festival</i>	March 26 – April 17	6,845
11. <i>Film Music Festival</i>	May 29 – June 4	31,360
<i>Miłosz Festival</i>	June 7-10	2,587
<i>Wianki – The Fête de la Musique</i>	June 23	31,690
<i>Etno Krakow Festival</i>	July 4-7	5,852
16. <i>Sacrum Profanum festival</i>	July 11-17	4,332
10. <i>Conrad Festival</i>	October 22-28	25,000

¹ in the case of outdoor events, the estimated number of participants was provided

NUMBER OF PARTICIPANTS OF "KRAKOW NIGHTS" (MUSEUM NIGHT, THEATRE NIGHT, JAZZ NIGHT, CRACOVIA SACRA NIGHT, POETRY NIGHT, DANCE NIGHT)

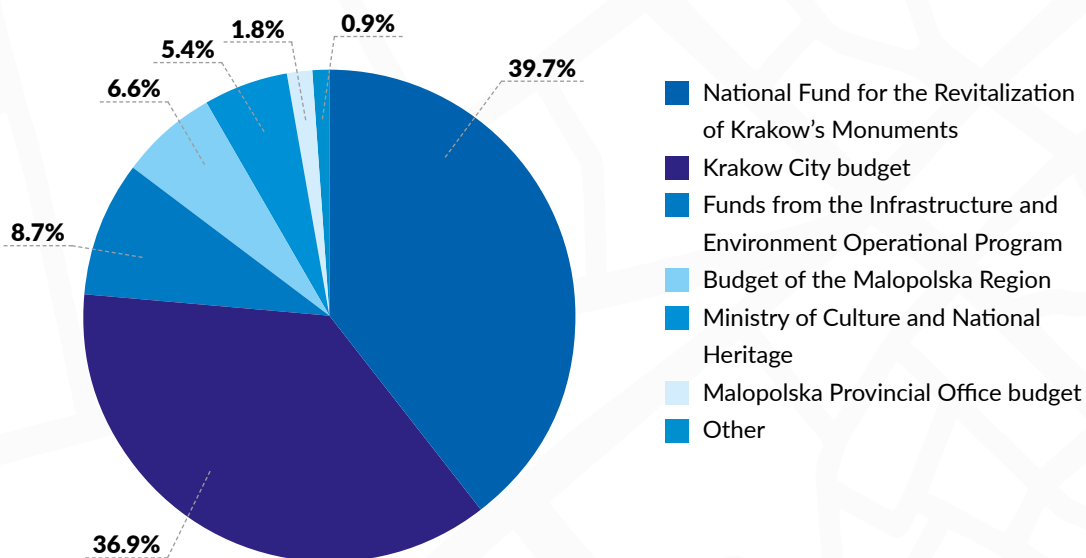
2017
166,600

2018
174,400

PROTECTION OF MONUMENTS IN KRAKOW

Restoration of monuments in 2018 **PLN 76.3 million**

Protection of Krakow monuments – sources of financing (%)



VIII

Transport

ROAD AND STREET NETWORK

Elements of road-street network	2016	2017	2018
national roads	35.5	36	36
regional roads	25.2	25.2	25.2
district roads	254.0	255.2	255.2
local roads	790.2	792.6	796.3
Constructions: bridges, flyovers, viaducts, tunnels (pcs)	178	178	179
Overpasses (pcs)	38	40	40
Underpasses (pcs)	22	22	22

BIKE LANES



174.7 km

Total length of bicycle routes in 2018



9.3 km

Constructed in 2018

WAVELO MUNICIPAL PUBLIC BIKE NETWORK



Stations

165



Bicycles

1,500



Rentals

1 million



In total

3.5 million km



MUNICIPAL NETWORK OF PUBLIC TRANSPORT

411 million
Transported passengers



Trams



Buses

Length of
the line

348.7 km

2,536.54 km

Number
of lines

26

169

ELEMENTS OF ROAD-STREET NETWORK

	2017	2018
Number of registered vehicles in Krakow, including:	592,046	619,140
passenger cars	468,657	493,021
Motorisation index (vehicles in total/1 000 citizens)	772	804.5
Elements of road-street network	611	640.7

AIR TRANSPORT - KRAKOW INTERNATIONAL AIRPORT



2017



2018

Number of passengers
in total

5,835,189

6,769,369

In international
traffic

5,378,656

6,270,115



IX

Municipal services

WATER SUPPLY

	2016	2017	2018
Average daily water consumption (thousands of m ³)	133.9	137.2	141.1
Water consumption per 1 citizen (m ³ /month)	3.74	3.78	3.86
Citizens using municipal water network (%)	99.5	99.5	99.6
Water unit price (PLN/m ³) in the year	3.82	3.81	3.74

SEWAGE SYSTEM AND SEWAGE PLANTS

	2016	2017	2018
Sewage system			
Citizens disposing sewage by sewage system (%)	98.5	98.5	98.6
Average daily production of waste water (thousands of m ³)	204.9	212.0	205.0
Unit price for disposing sewage (yearly weighted average, holder price – PLN/m ³)	5.32	5.30	5.19
Sewage plants			
Central system (%)	98.5	98.5	98.94
Local system (%)	1.5	1.5	1.06

CENTRAL HEATING SUPPLY

		2016	2017	2018
Ordered capacity (MW)	Total	1,365.8	1,379.4	1,383.9
	including:			
	PGE Energia Ciepła S.A. Branch No. 1 in Krakow	971.0	980.8	1,011.8
	CEZ Skawina S.A.	343.0	346.9	337.1
	ArcelorMittal Poland S.A.	41.4	16.7	0
	Krakowski Holding Komunalny S.A. (ZTPO)	35.0	35.0	35.0

ELECTRIC POWER SUPPLY

	2016	2017	2018
Total yearly consumption of electric power in the city (MWh), including:	1,584,227	1,604,955	1,600,416
households	729,191	748,282	738,206
Number of electric power customers	440,478	457,583	461,142

MUNICIPAL WASTE MANAGEMENT

	2016	2017	2018
Amount of waste collected (thousands of tonnes)	320.5	339.5	365.3
Amount of waste collected selectively, the so-called "dry fraction" (thousands of tonnes)	66.7	67.0	79.3
Proportion recycled (%)	32.9	32.1	42.0

Environmental protection and shaping

Green areas belonging to the Municipality of Krakow



11.2%
of the city's area

Various forms of nature protection



16.3%
of the city's area

AIR POLLUTION - AVERAGE CONCENTRATION IN KRAKOW

Krakow area	Concentration ($\mu\text{g}/\text{m}^3$)		
	PM10	SO ₂	NO ₂
Bujaka street	43	5	32
Krański street	57	-	61
Bulwarowa street	38	7	27
Acceptable pollution level with regard to humans	40	no standard	40

IMPLEMENTATION OF THE LOW EMISSION LIMITATION PROGRAMME FOR THE CITY OF KRAKOW

	2016	2017	2018
Liquidated coal furnaces	1,804	3,368	2,456
Liquidated coal boiler rooms	2,240	2,703	1,477
Assembly of renewable energy sources	152	344	467
Expenditure amount (PLN)	64,922,008	85,919,341	50,649,342



XI Housing

Flats completed
in 2018



9,606

Area of flats
completed



549,476 m²



Average transaction price of
buying 1m² of an apartment
PLN 7,3245

Average transaction price for
construction land (PLN/m²)

2016	2017	2018
630	730	700

XII Sports and recreation

SELECTED, THE BIGGEST SPORTING EVENTS IN 2018

Volleyball League of Nations



**15 thousand
viewers**

Krakow Running Meetings including
17. PZU Cracovia Maraton



**10.7 thousand
participants**

Tour de Pologne



**430 thousand
viewers**

SELECTED SPORTS FACILITIES BELONGING TO THE MUNICIPALITY OF KRAKOW¹

Type of facility	
Sports stadiums	7
Sports grounds, multifunctional fields	93
Indoor swimming pools	7
Artificial skating rinks	2
Tennis courts	40
Sports halls	11

¹ under administration of ZIS

GENERAL AND PSYCHIATRIC HOSPITALS IN 2017

12
public

28
non-public

HOSPITALS PROVIDING LONG-TERM CARE

1
public

9
non-public

MEDICAL STAFF WORKING IN KRAKOW

Doctors



12,286

Nurses



10,177

Medical rescuers



1,016

SOCIAL AID

15,694



Households covered by social assistance

PLN 86,528,869



Total amount of assistance provided



XIV

Public security

Police officers



2,088

Number of crimes committed



18,017

Detection rate



58.04%

Municipal Guard Officers



426

Number of patrol services



49,797

Number of offenses disclosed



96,808



Firefighters in the State Fire Service

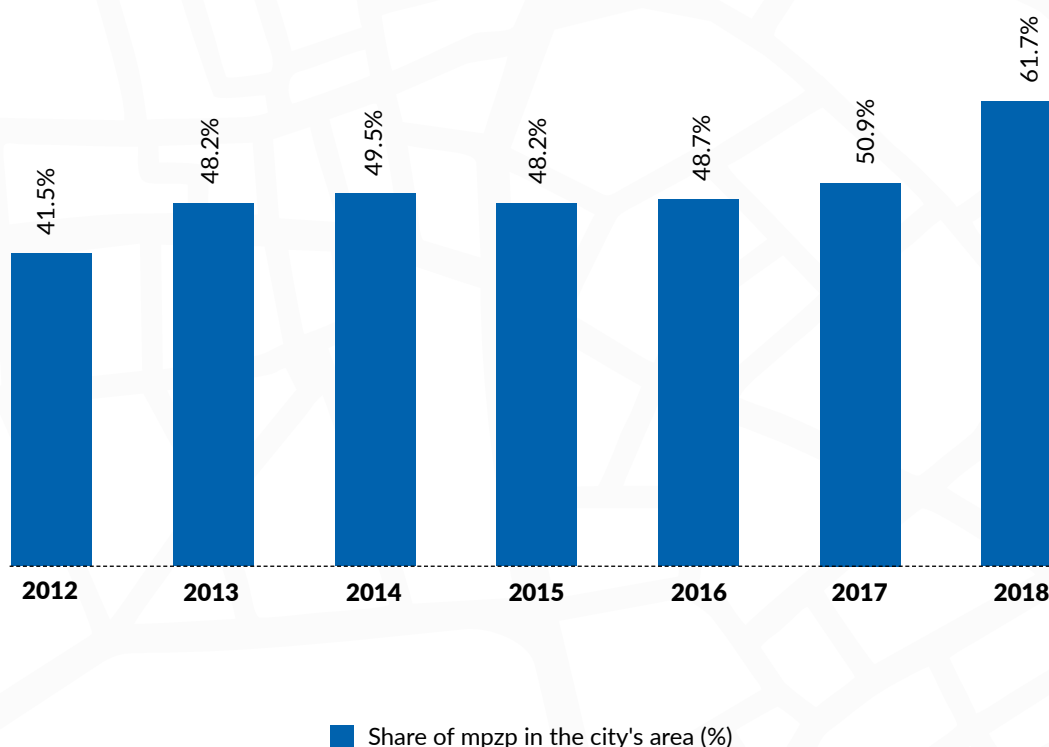
625

FIRES IN KRAKOW

	2016	2017	2018
Fires in Krakow	1,482	1,881	1,594
Total damages caused by fires (PLN thousands)	11,925.5	12,114.6	8,075.2
Rescue operations	7,819	9,864	13,266



APPROVED LOCAL LAND MANAGEMENT PLANS (MPZP)



LAND DEVELOPMENT DECISIONS AND BUILDING PERMIT DECISIONS

Type of decision	2017	2018
Decisions concerning development and land use permits	2,631	2,875
including positive decisions on determining the land development conditions	1129	963
including positive decisions on determining the location of a public purpose investment	528	450
other decisions ¹	974	1,462
Decisions concerning construction permits	4,654	4,515
including positive decisions on building permits, extensions, reconstructions and decisions for the completion of a road investment project	3,437	3,480

¹ decisions on the discontinuance of proceedings (e.g. in the situation of adopting a local zoning plan or withdrawing an application), refusals, decisions on the transfer and confirmation of the expiry of previously issued decisions

KRAKOW'S INTERNATIONAL COOPERATION



TWIN CITIES

Budapest (Hungary), Kiev (Ukraine), Leuven (Belgium), Milan (Italy), Nuremberg (Germany)

PARTNER CITIES

- Europe: Bordeaux (France), Bratislava (Slovakia), Edinburgh (United Kingdom), Florence (Italy), Frankfurt / Main (Germany), Göteborg (Sweden), Innsbruck (Austria), Leipzig (Germany), Lviv (Ukraine), Orleans (France), Pecs (Hungary), Saint Petersburg (Russia), Solothurn (Switzerland), Rome (Italy), Vilnius (Lithuania)
- South America: Cuzco (Peru)
- North America: Rochester (USA), San Francisco (USA)
- Africa: Fez (Morocco)
- Asia: Tbilisi (Georgia)

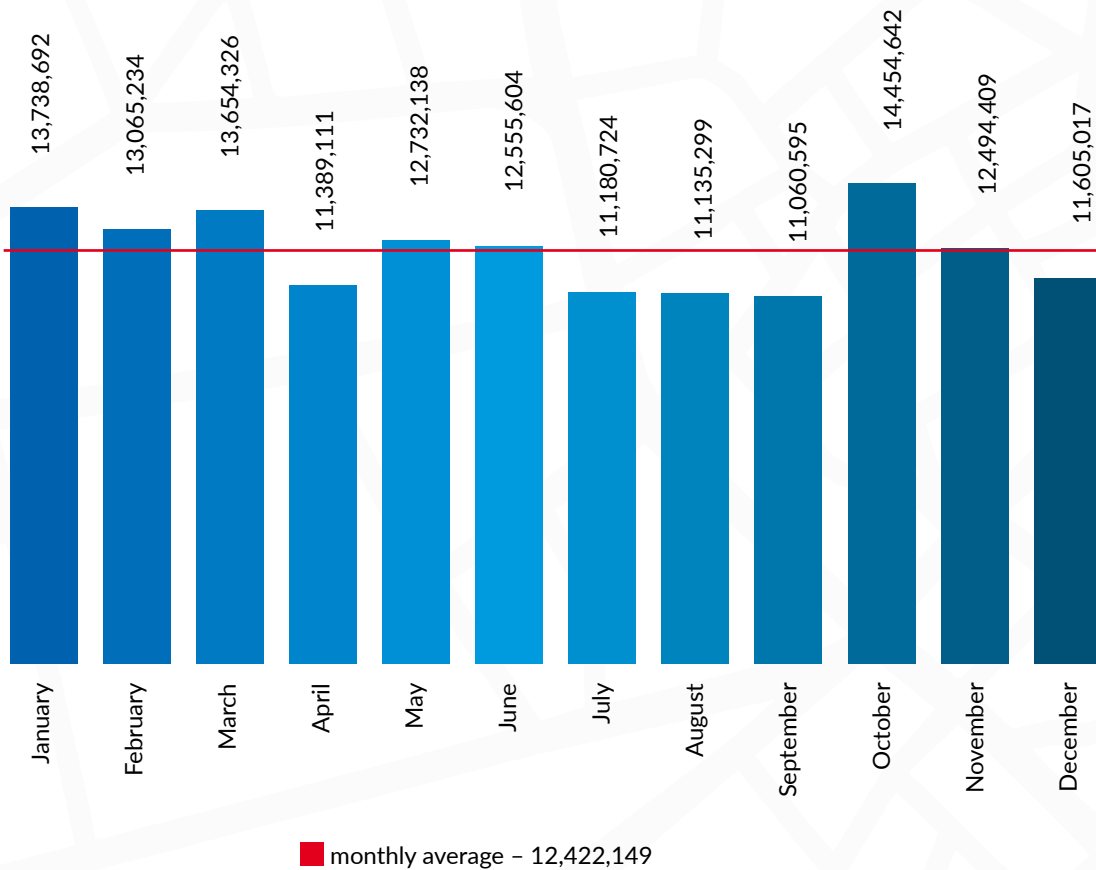


Visits to the home page in 2018

18,021,557

PUBLIC INFORMATION BULLETIN

Visits on the Public Information Bulletin of the City of Krakow - www.bip.krakow.pl – monthly



XVII


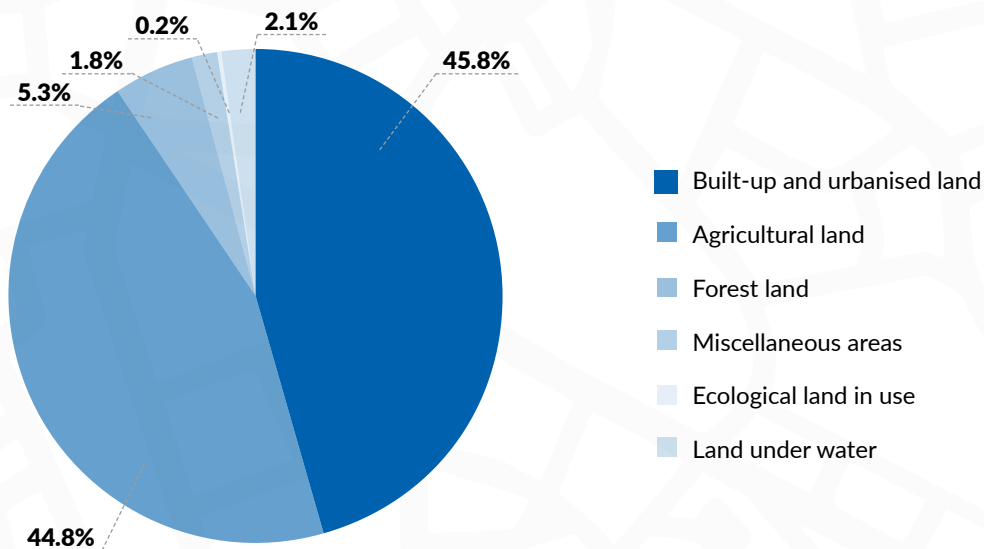
Properties and budget

VALUE OF THE ASSETS OF THE MUNICIPALITY OF KRAKOW (PLN)

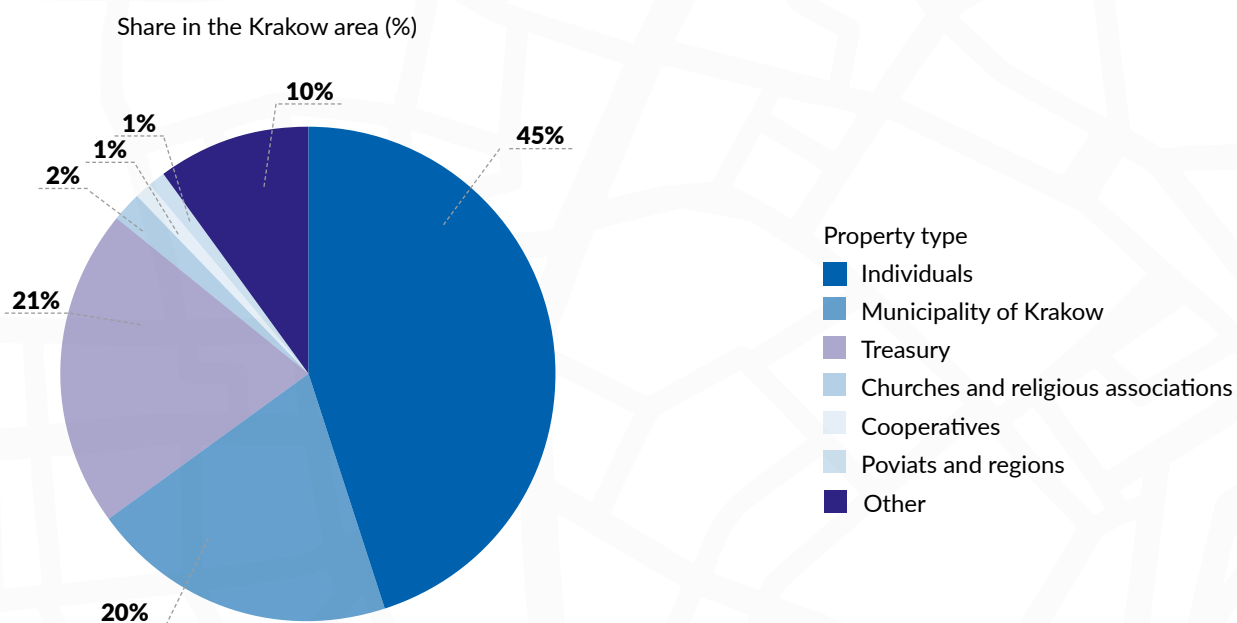
	2017	2018
Value of property (net ¹), including:	58,887,566,156	60,443,262,798
non-current assets, including:	58,373,800,949	59,917,940,653
land	47,155,116,335	49,794,037,634
buildings and premises	2,771,450,653	2,892,851,346
civil engineering objects	3,910,384,408	3,904,286,633
current assets	513,765,207	525,322,145

¹ value reduced by amortisation write-offs and write-downs

LAND IN THE AREA OF KRAKOW (%)



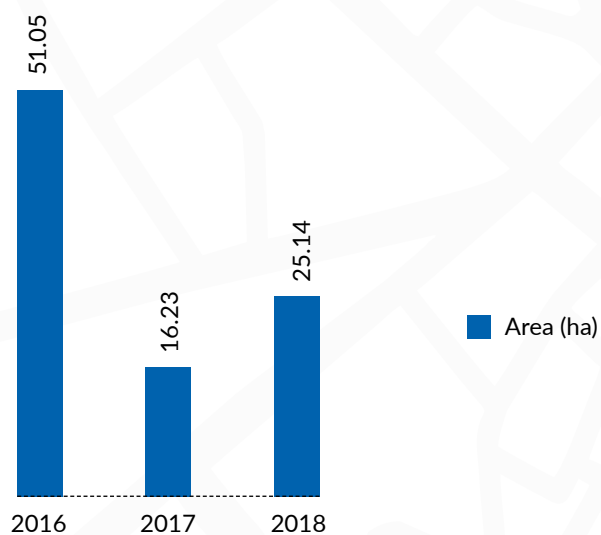
LAND OWNERSHIP IN KRAKOW (%)




SALE OF REAL PROPERTIES OF THE MUNICIPALITY OF KRAKOW

	2016	2017	2018
Number of sold communal apartments	585	549	391
Income from the sale of apartments (PLN thousands)	24,670,8	22,795,4	25,828
Number of commercial units sold	7	9	14
Income from the sale of commercial premises (PLN thousands)	2,532,3	1,570,3	2,084

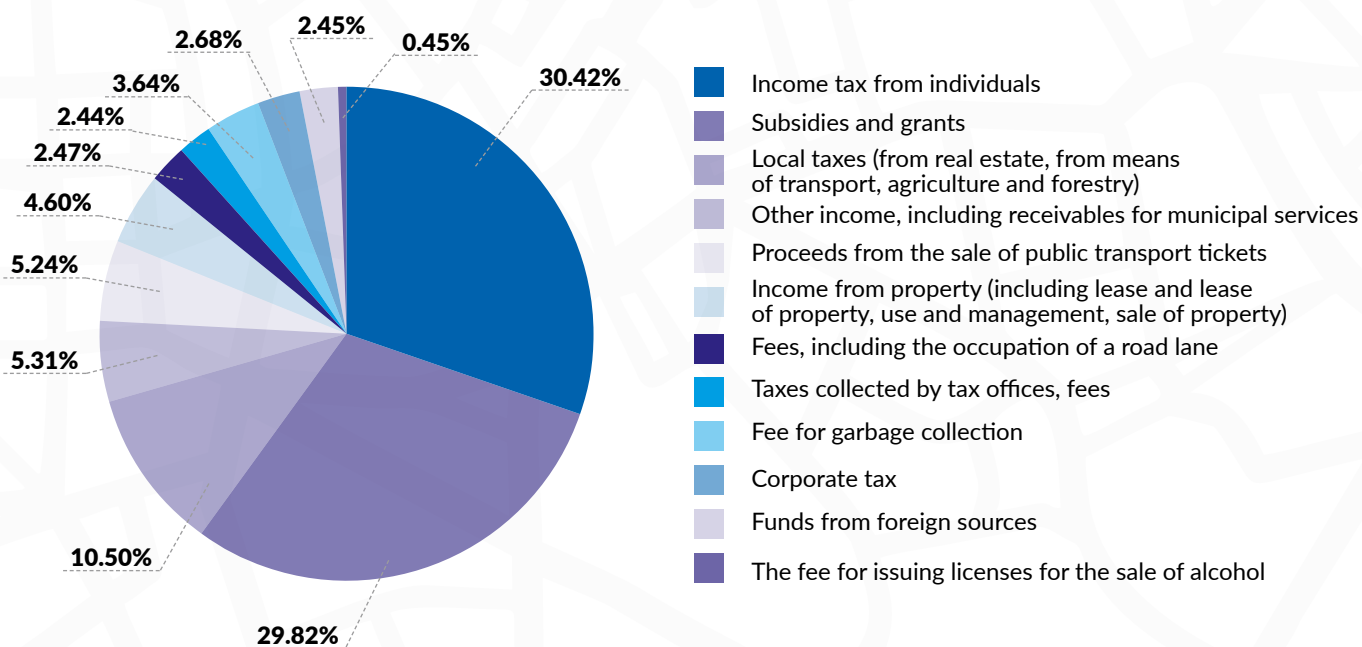
PURCHASE OF REAL PROPERTIES BY THE MUNICIPALITY OF KRAKOW



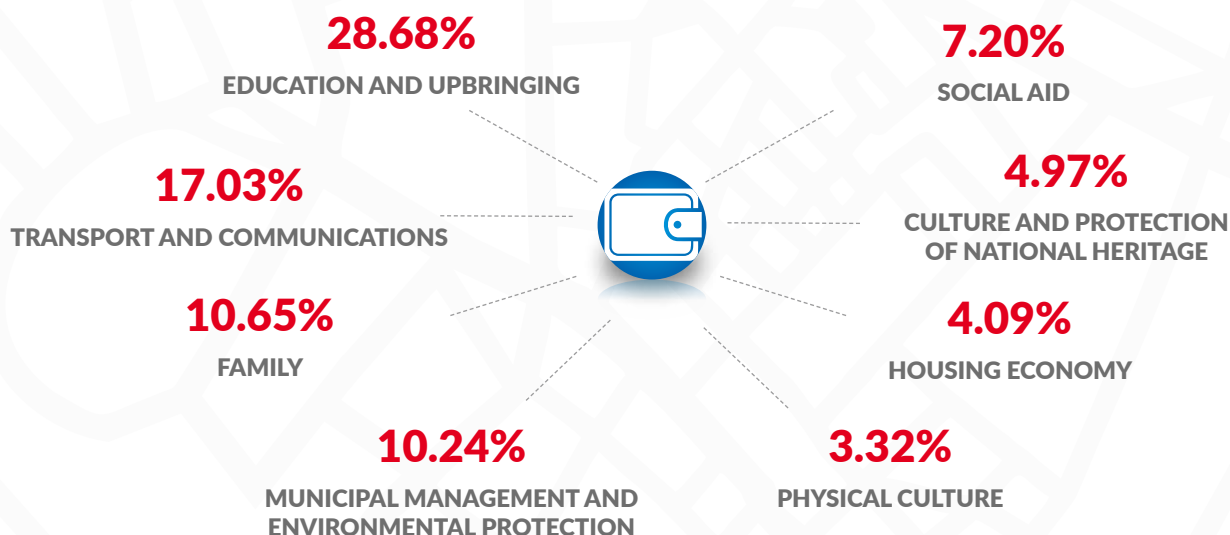
BUDGET OF THE CITY OF KRAKOW IN 2018 (PLN)



CITY BUDGET INCOME IN 2018 (%)



BUDGET OF THE CITY OF KRAKOW - EXPENDITURES ACCORDING TO THE CLASSIFICATION



NON-RETURNABLE FUNDS FROM THE EU FUNDS (PLN THOUSANDS)

	2016	2017	2018
Total income, including:	117,415	113,730	129,878
investment income	101,428	81,625	91,443
current income	15,987	32,105	38,435

BUDGET EXPENDITURE OF THE CITY OF KRAKOW FOR INVESTMENTS (PLN)

	2016	2017	2018
Strategic investments	133,214,348	137,329,090	144,753,711
Programme investments	390,360,382	429,514,112	578,404,172

CITIZENS' BUDGET IN KRAKOW

	2016 (3. edition)	2017 (4. edition)	2018 (5. edition)
Number of whole-city projects	122	111	228
Number of district projects	279	208	450
Total amount of civic budget (PLN), of which:	10,855,000	12,145,000	12,455,000
for the implementation of urban tasks	8,500,000	10,000,000	8,000,100
for the implementation of district tasks	2,355,000	2,145,000	4,454,900
Number of votes cast (valid)	39,801	29,682	32,958
Turnout (%)	7.5	5	5.2



Administrative division of Krakow – districts

Area	Number	District	Population ¹	Area (km ²)	Density of population (persons/km ²)
Śródmieście	I	Stare Miasto	31,359	5.568	5,632
	II	Grzegórzki	29,474	5.845	5,042
	III	Prądnik Czerwony	46,627	6.438	7,243
Krowodrza	IV	Prądnik Biały	70,647	23.419	3,017
	V	Krowodrza	30,223	5.619	5,379
	VI	Bronowice	23,678	9.560	2,477
	VII	Zwierzyniec	20,392	28.731	710
Podgórze	VIII	Dębniki	61,637	46.189	1,334
	IX	Łagiewniki-Borek Fałęcki	15,259	5.415	2,818
	X	Swoszowice	27,493	25.604	1,074
	XI	Podgórze Duchackie	53,747	9.540	5,634
	XII	Bieżanów-Prokocim	62,830	18.474	3,401
	XIII	Podgórze	36,885	25.667	1,437
Nowa Huta	XIV	Czyżyny	29,635	12.257	2,418
	XV	Mistrzejowice	52,011	5.590	9,304
	XVI	Bieńczyce	41,112	3.699	11,114
	XVII	Wzgórza Krzesławickie	20,205	23.815	848
	XVIII	Nowa Huta	51,234	65.410	783

¹ total number of registered permanent residents



Prepared by: Department of Strategy, Investment Planning and Monitoring, Municipal Office of Krakow

Graphic design, editing: Studio Grafpa

Translation: Idea Group

Photographs: 123rf.com/clker.com

Printing: UNIDRUK



Department of Strategy, Investment
Planning and Monitoring
MUNICIPAL OFFICE OF KRAKOW

ul. św. Krzyża 1
31-028 Kraków
tel: +48 12 616 19 57
e-mail: si.umk@um.krakow.pl
www.krakow.pl